

EB66

Even if you are new to it, you will easily pick it up and become an expert in balance.



1118 MM



1" - 28"



70 kg



1,5" - 20"



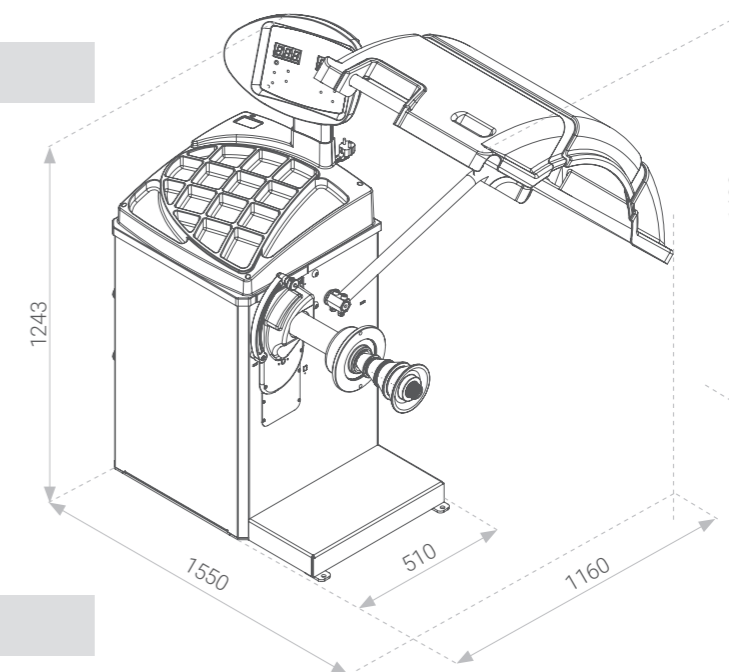
7 sec



140 rpm

EB66

Line Drawing



Product description

Italy's latest operating system software, accurate resolution could be 1.4 °, the perfect combination of LED high digital tube and the light touch which can withstand 200,000 times, Lower power and energy-saving motor is just 90w, greatly reducing the cost.

Product feature

- The machine has Italian software, user-friendly.
- Manual acquisition of diameter, distance and width. The machine has 5 ALU balancing programs and 2 ALU smart balancing programs.
- The machine also has optimization function and weight split function.
- The diameter of balancing shaft is 40mm so it can work with standard accessories.
- The machines can be optionally equipped with motorcycle adaptor.
- The calibration is easy to proceed, the machine can quickly get back its precision.
- LED display
- The machine will go into stand-by when it is not being used for a certain time.



Optional Accessories



HAWEKA Quick nut



SUV/OFF ROAD TOYOTA PRADO CENTERING CONE



Iveco flange

Technical data

Rim diameter	1" - 28" inch
Max wheel weight	70 kg
Max wheel diameter	1118 mm
Rim width	1,5" - 20" inch
Precision	±1g
Motor Power	90W
Power supply	100/230V 1ph
Rotation per minute	140rpm
Balancing time	7s
Second time mounting test	≤5g
Machine dimensions	1550x1160x1243 mm
Packing dimension	990x760x1150 mm
Net weight	128 kg
Gross weight	166 kg
Loading in 40 Ft. container	72sets



EB66



1.Car+SUV



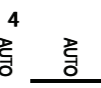
2.Motorcycle machine



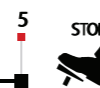
3.Manual input



4.Automatic input dis+dia



5.Automatic measure width



6.Foot brake



7.Automatic brake



8.LED



9.Laser



10.Segmentation

◆ Suitable
◇ Optional
♦ Unsuitable